

PT JAPFA COMFEED INDONESIA Tbk



INVESTOR PRESENTATION 9M2024



Akselerasi Sinergi dan Kolaborasi
Untuk Pertumbuhan Yang Berkelanjutan
Accelerating Synergy and Collaboration
Towards Sustainable Growth

Index

Company Overview

Key Investment Highlights

Financial and Operational Highlights



COMPANY OVERVIEW

Company Overview

Core competencies across the value chain

VERTICALLY INTEGRATED BUSINESS MODEL



POULTRY



AQUACULTURE



BEEF CATTLE



Industrialized approach drives operational and financial benefits

A Scale

- 2nd largest feed and DOC producer in Indonesia with significant scale across the value chain:
 - ✓ 16 feed mills, 78 breeding farms and 30 hatcheries across Indonesia.
 - ✓ Over 120 company farms and +/- 8,500 contract farms.
- Centralized procurement of raw materials with the broader Japfa Group.

C Biosecurity and Animal Health

- Advanced biosecurity measures for disease prevention and control, comprising (i) isolation; (ii) sanitation and disinfection; and (iii) traffic control.
- Stringent process adherence to prevent diseases.
- In-house vaccine R&D and production unit, PT Vaksindo, improves efficacy and shortens response time to disease outbreaks.

B Technology and Genetics

- Exclusive relationship with Aviagen (on broilers) for the sourcing of grandparent stock with superior genetics which is tailored for the Indonesian climate
- Advanced feed technology for quality control and optimal feed conversion ratios.
- Modern farming techniques and industry best practices to further drive efficiency.

D Standardization

- Ability to replicate farming best practices and infrastructural design across feed mills, breeding farms and hatcheries.
- Mechanized production processes and established SOPs allow for consistency.
- Opportunity to tap human resources across the Japfa Group facilitates standardization.

Japfa: Well positioned for long-term growth

Poultry leader in Indonesia



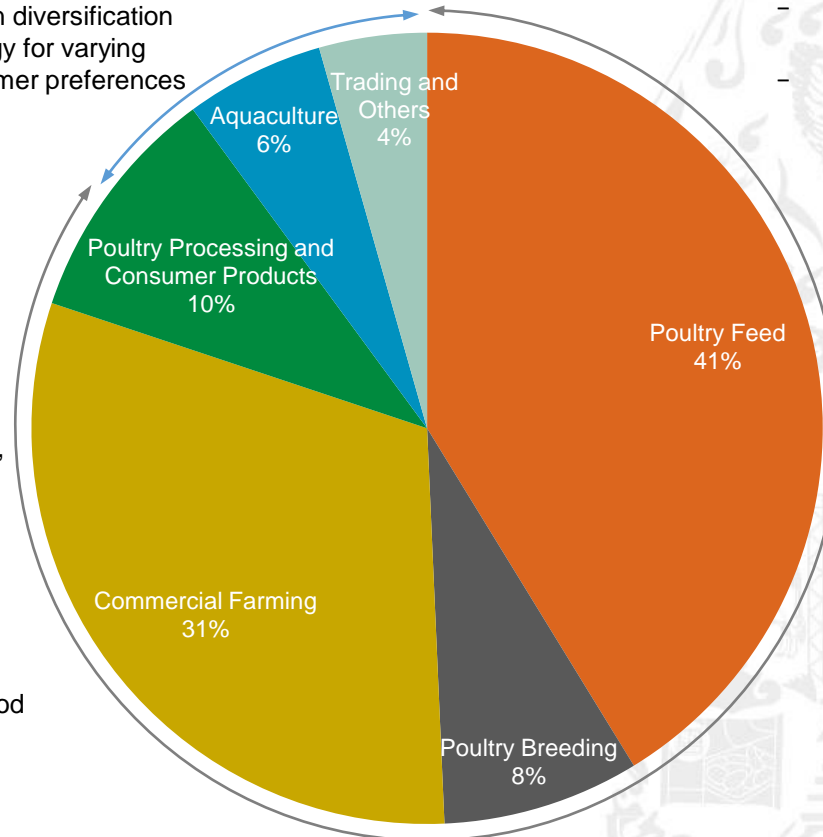
- DOC and Commercial Farming help drive sales volume for feed business
- Shift downstream via investment in slaughterhouses in order to reduce exposure to fluctuating farm gate prices.
- Acquisition of PT So Good Food, (SGF), providing vertical integration to overall operation, as SGF is known for among others:
 - leading brands for consumer food
 - established network of marketing channels
 - has the experience, in-depth knowledge and leading technology in food processing and product marketing.



- Aquaculture is primarily a feed business with some farming overlay
- Protein diversification strategy for varying consumer preferences



- 2nd largest poultry feed producer in Indonesia
- Core business and stable segment of the value chain
- Cost plus pricing model provides the Company with the ability to pass on most commodity and foreign exchange currency movements



Poultry-related activity:
90% of total revenue
Stable and growing core business

FY 2023 revenue: IDR 80.7 Trillion

Diversification efforts to position company for long-term growth



- 2nd largest day-old chick ("DOC") producer in Indonesia

Growing responsibly

- Japfa’s animal protein business in Indonesia showed strong sales growth in the 2010 – 2014 period driven by strong poultry demand, which then stagnated in the 2014 – 2015 period. After the down-cycle, Japfa’s poultry business resumed growth in 2016
- New and non-essential Capex was frozen in 2020 and 2021 due to the impact of covid.
- Japfa’s annual capex budget is primarily based on management’s expectations of market demand growth. However, we have the flexibility to adjust our capex spending roll-out during the course of the year because we “build small boats, not big ships” in our animal protein business. This allows Japfa to prudently manage cash flows.

Strong annual growth for 4 year period

Stagnant demand

Strong Growth

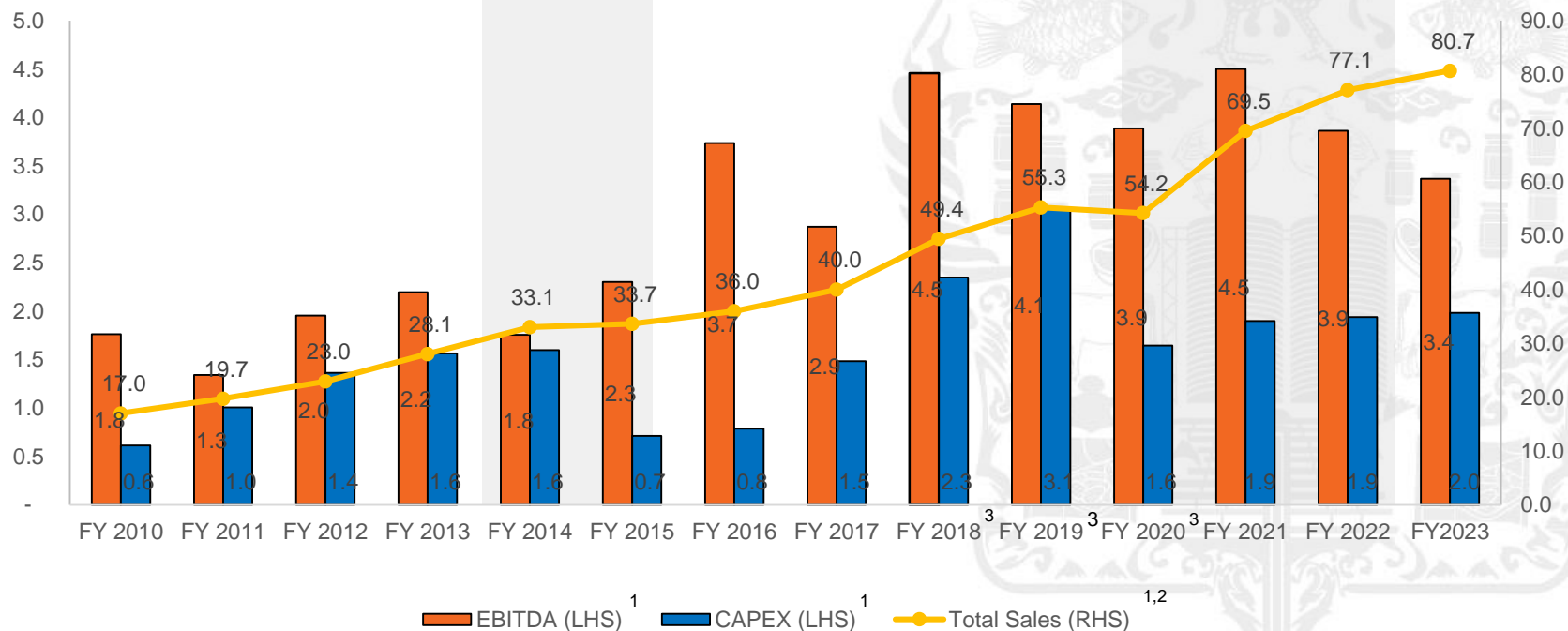
Demand Adjusted

IDR trillion

Poultry Indonesia
Down-cycle Sept
2014 to June 2015

Covid 19 Impact
in Indonesia

IDR trillion



Notes:

¹ EBITDA, CAPEX, and Total Sales refer to PT Japfa Tbk consolidated financial statements

² Total Sales includes inter-segment sales within PT Japfa Tbk

³ Certain prior periods' figures have been restated to conform with the presentation in the audited consolidated financial statements as of and for the year ended 31 December 2020



KEY INVESTMENTS HIGHLIGHTS

Investment highlights

1 Attractive industry dynamics driven by strong structural growth in protein consumption

2 Leading integrated poultry national champion with nationwide footprint

3 Core feed business offers stable profitability

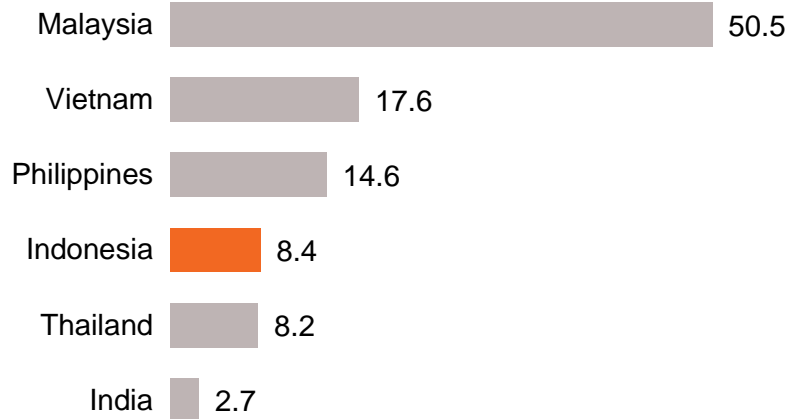
4 Industrialised Business Model: Leading Market Positions

5 Experienced and tenured management team

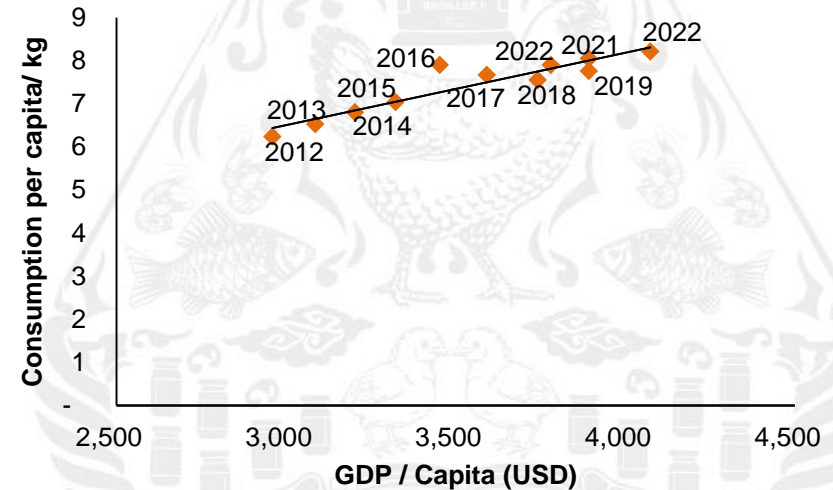


Poultry Meat Consumption per capita in Asia

(kg per capita – 2023)



Poultry meat consumption has increased in tandem with GDP in Indonesia



- Ample room for sustained growth in business locations with some of the lowest poultry consumption per capita rates in Asia.
- “Meat-of-choice” given poultry’s relative affordability, religious neutrality, consumer preference and increasing penetration and popularity of quick service restaurants.
- Potential upside as diets evolve to include more meat-based protein from the currently carbohydrate-heavy diets.
- From 2012 to 2022, the poultry meat consumption per capita growth in Indonesia outpaced Indonesia’s GDP per capita, recording a 3.3% CAGR growth and 2.8% CAGR growth over the period respectively.

2

Well-established market leader in the Indonesian animal protein sector

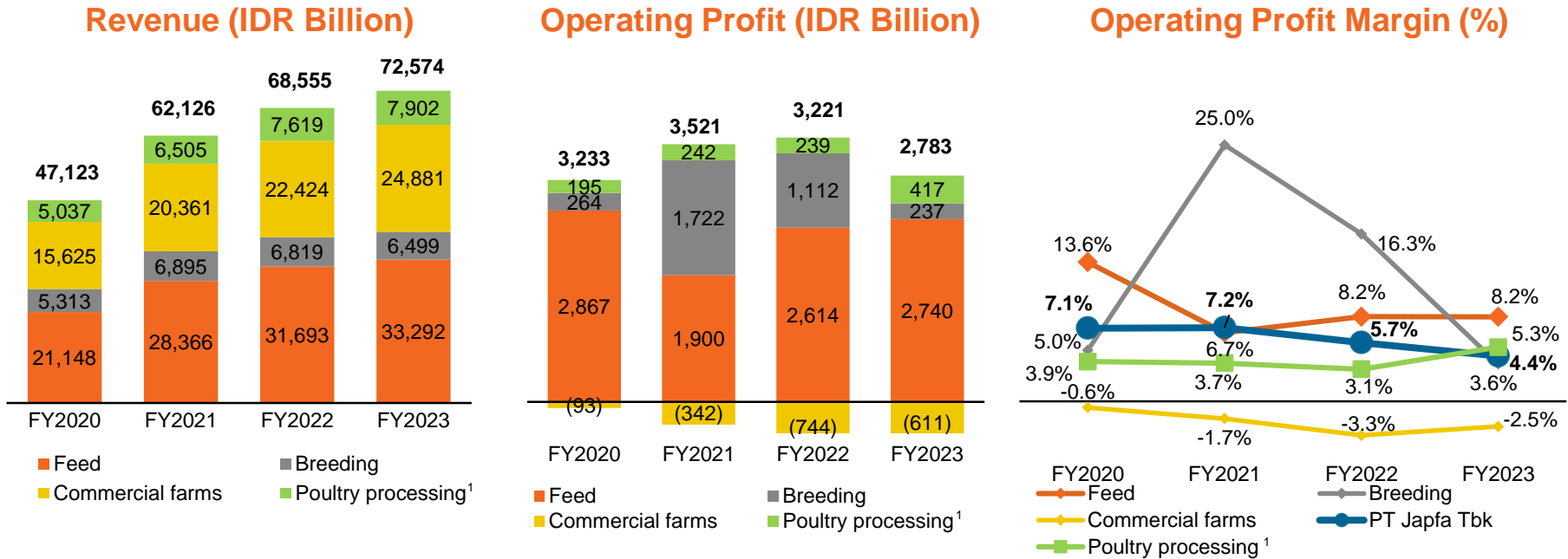
Nationwide footprint with presence in all major islands



- ☑ Significant economies of scale given procurement volume of raw materials, especially in conjunction with the broader Japfa Group
- ☑ Heritage of more than 50 years in the poultry industry provides brand recognition

- ☑ Logistical feat given that Indonesia is an archipelago; serves as a barrier to entry and helps defend the Company's market position
- ☑ Wide geographical reach offers unparalleled access to both poultry farmers and domestic corn producers
- ☑ Key to tapping pockets of demand across the country given the highly localized market, which is a result of (i) preference for live birds; and (ii) underdeveloped cold chain and transportation infrastructure

Segmental Trends: PT Japfa Tbk (Poultry)



Feed business continues to be a stable pillar of profitability in PT Japfa Tbk

- The poultry business (feed, breeding and commercial farms) represents the bulk of PT Japfa Tbk's revenue .
- Despite global challenges, the average Operating Profit over the last 4 years remains steady around IDR 3,000 billion, with weak results from commercial farming over the last few years. Through our vertically integrated operations, we can capture value at different points of the poultry supply chain.
- We are generally able to pass on raw material costs increases in our feed selling prices, as reflected in our feed operating margins, even during the periods of Rupiah volatility and the poultry market downturn. Since 2021, margins were impacted by higher raw materials prices and transportation costs globally.
- Operating profit in FY2020 decreased due to the low DOC and broiler price environment and Covid-19 related disruptions.
- In 2021, we recorded higher revenue on the back of higher sales volumes. Although margins have tightened, profitability has improved on the back of strong growth in volumes.
- In 2022 and 2023, feed margin showed signs of recovery which partially cushioned the impact of a high-cost environment and weaker poultry prices.

Notes: The revenue figures for the poultry operational units shown above include inter-segment sales.

1. Poultry Processing refers to Poultry Processing and Consumer Products

Leading Pan-Asian Industrialised Agri-Food Company



WHAT WE DO

We produce quality protein staples and packaged food that nourish millions of people



WHERE WE ARE

We employ over 37,000 people across Singapore, Indonesia, Vietnam, Myanmar, India and Bangladesh



WHY WE DO IT

1.7 billion people living in our target markets
More than 20% of the world's total population

Pure-play integrated animal protein producer dedicated to Feeding Emerging Asia

4 Industrialised Business Model: Leading Market Positions

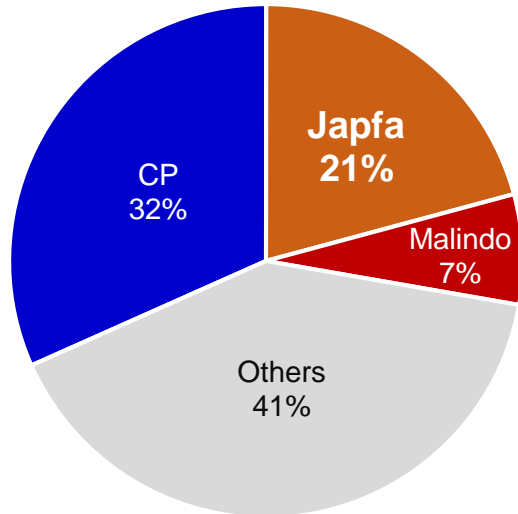
Leading upstream regional market positions

DOC Production ¹	Vietnam	11%	#2
Poultry Feed Production ¹	Myanmar	31%	#1
DOC Production ¹	Myanmar	22%	#2

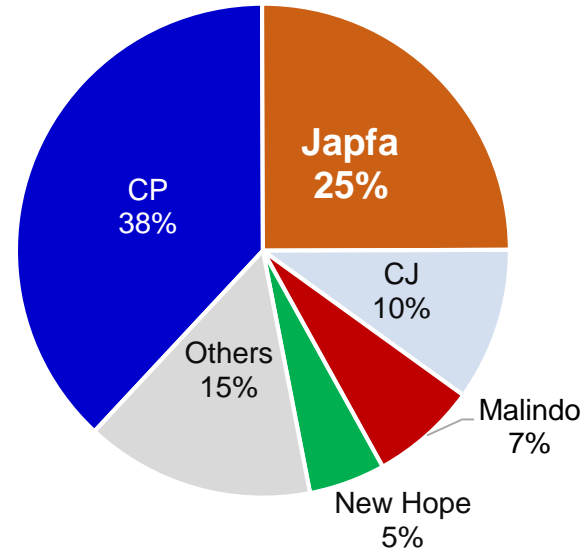


2nd largest Indonesian poultry feed and DOC producer²

Poultry feed production capacity market share (%)



DOC production capacity share (%)



¹Company's own estimate, 2023 data

²Frost & Sullivan Analysis, 2021 data

5

Experienced and tenured management team

Proven track record of guiding the Company through various cycles



• Board of Commissioners*



Syamsir Siregar
President
Commissioner

Year of agri
experience: 18



Bambang Budi Hendarto
Vice President
Commissioner

Year of agri
experience: 44



Hendrick Kolonas
Commissioner

Year of agri
experience: 27



**Ito Sumardi
Djuni Sanyoto**
Independent
Commissioner

Year of Agri
experience: 10

• Board of Directors*



Renaldo Santosa
President
Director

Year of agri
experience: 13



Tan Yong Nang
Vice President
Director

Year of agri
experience: 15



**Antonius Harwanto
Suryo Sembodo**
Director

Year of agri
experience: 44



**Leo Handoko
Laksono**
Director

Year of agri
experience: 34

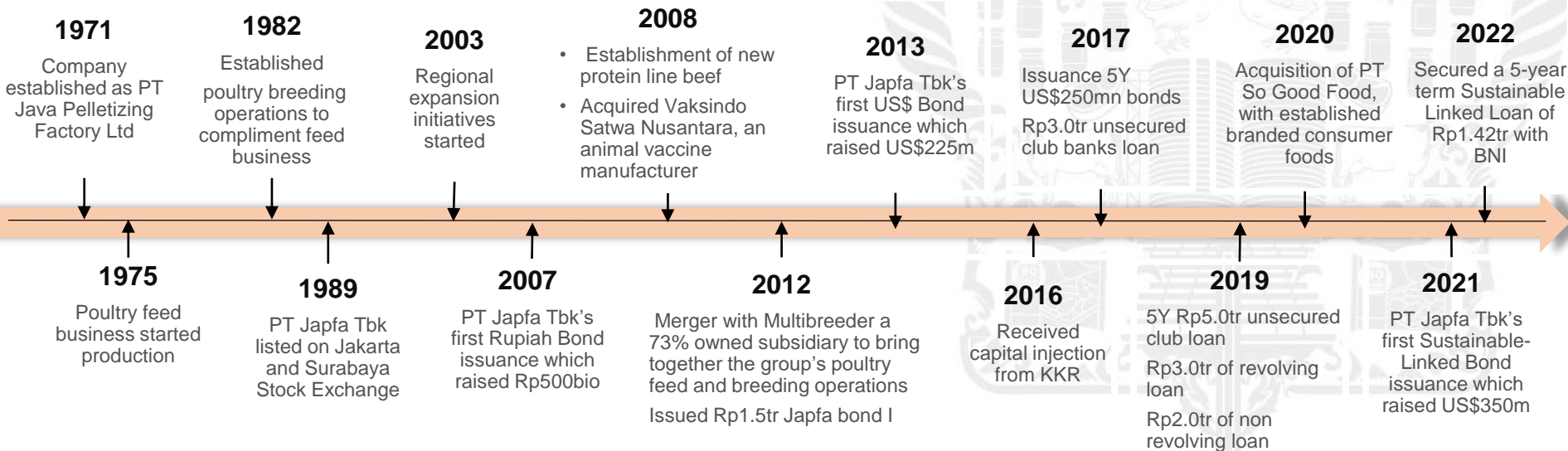



Rachmat Indrajaya
Director

Year of agri
experience: 15

• Timeline of PT Japfa Tbk: >50 years of 'best-in-class' poultry production

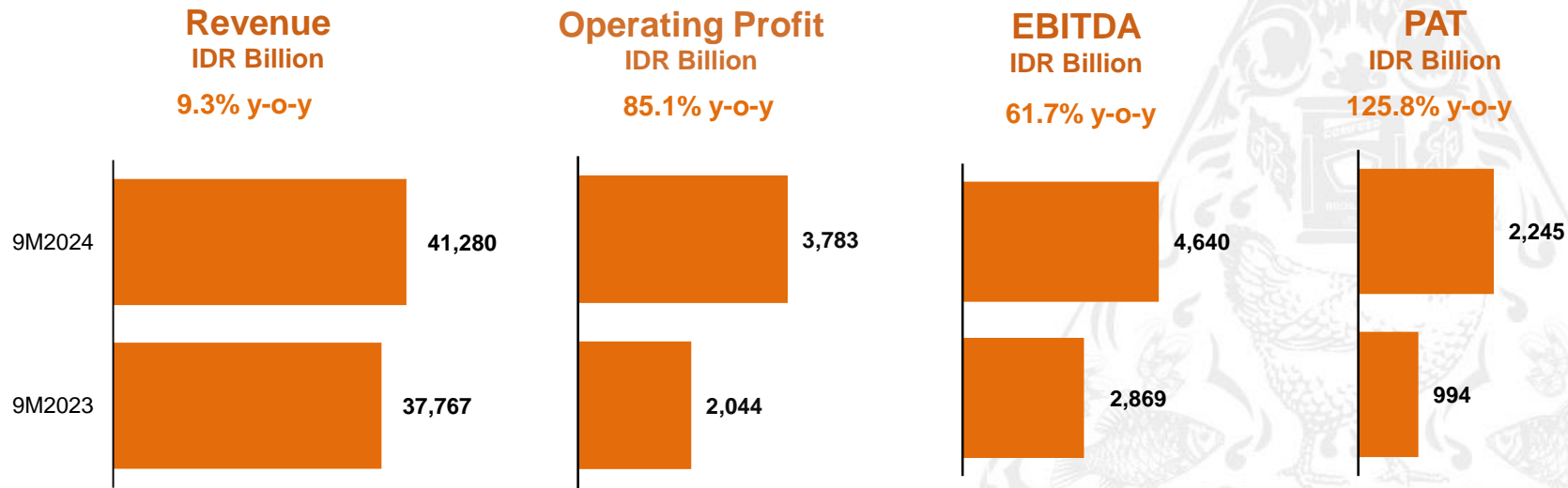
*BOC and BOD as at 30 September 2024





**FINANCIAL AND
OPERATIONAL
HIGHLIGHTS**

PT Japfa Tbk – Financial Performance



Substantial improvement due to higher sales volumes and lower costs

- Feed remains a pillar of profitability, with stable margins y-o-y.
- Breeding and commercial farming operations reported profits in 9M2024 driven by higher sales volumes and prices for both DOC and broiler, as well as lower feed costs. Commercial farming for 9M2024 has returned to profit after recording losses over the last 3 years.
- Substantial improvement in performance reflected by 9M2024 PAT, which has more than doubled compared to last year.

PT Japfa Tbk: Growth plans

An established platform with more than 50 years experience

- Leading market position: second largest poultry company
- Economies of scale: cost advantage
- Feed: a pillar of profitability

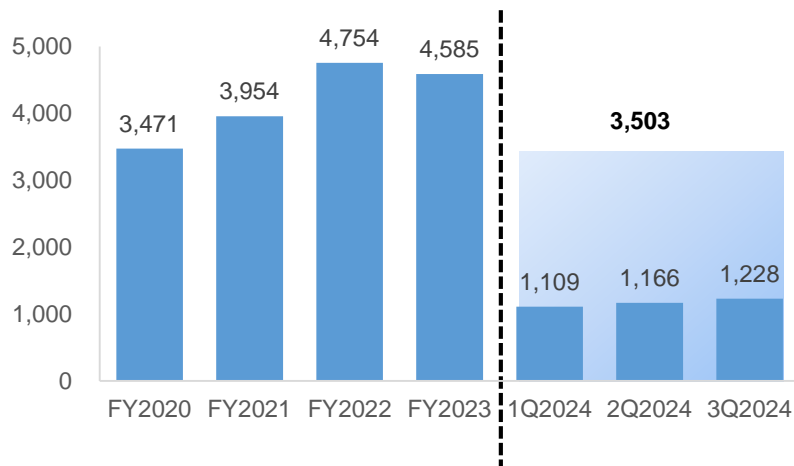
Proven ability to navigate agri-business cyclicalities

Future growth drivers:

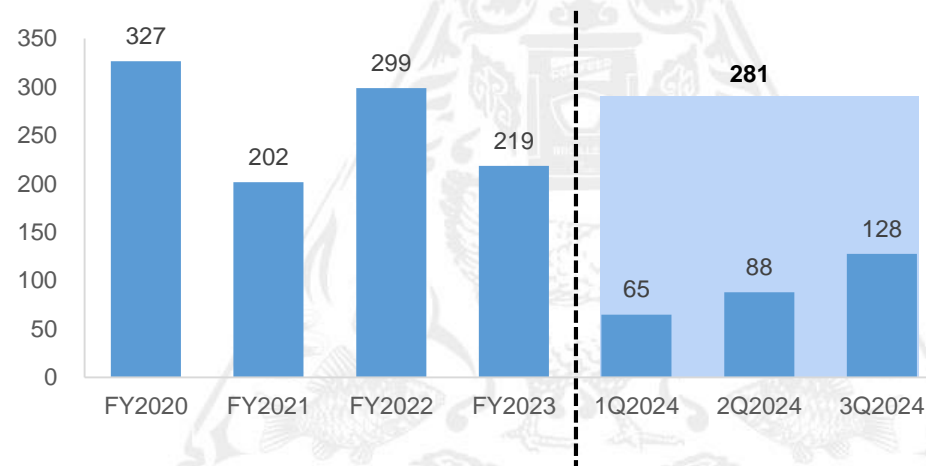
- Downstream business: The Company will continue to strengthen its downstream business through the development of its poultry processing and consumer products business, as well as encourage retail sales growth through its retail outlets both offline and online.
- Aquaculture: refer to separate page
- Vaksindo: refer to separate page

PT Japfa Tbk: Aquaculture 4-year trend

Revenue
IDR Billion



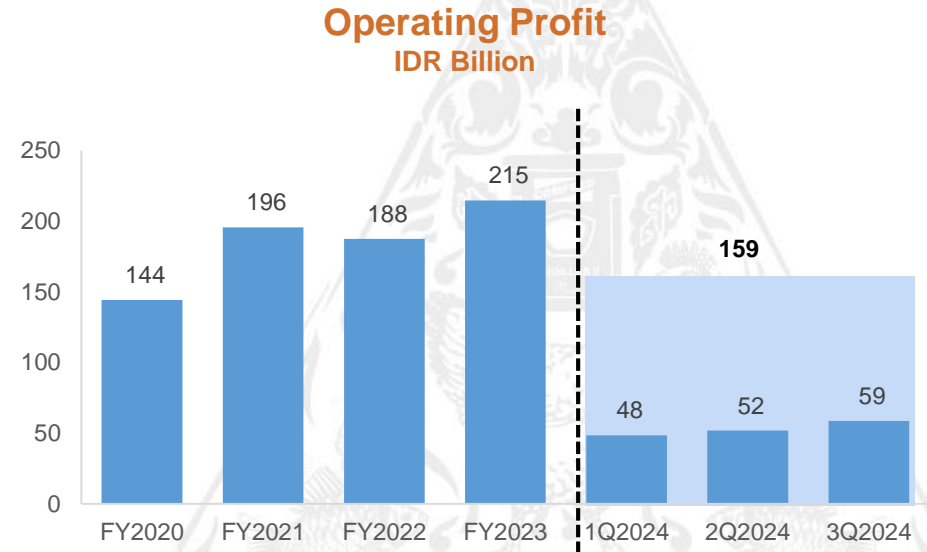
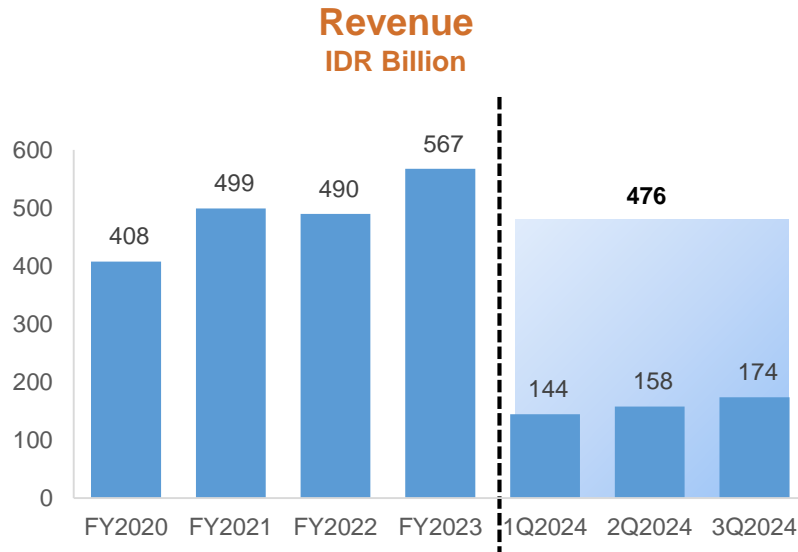
Operating Profit
IDR Billion



The next platform of growth

- Established in 1987, our Aquaculture division is vertically integrated and operates feed mills, shrimp and fish hatcheries, grow-out farms and seafood processing facilities.
- Aquafeed, which represents more than 3/4 of revenue, is a stable pillar of profitability. Advanced feed technology to provide consistent performance, including responsible and sustainable aquaculture with eco-friendlier fish and shrimp feed.
- Shrimp broodstock multiplication centres (JV with Hendrix Genetics) to cultivate Kona Bay shrimp broodstock from Hawaii, renowned to yield high performance in the hatchery and on farm. Kona Bay is a market leader supplying more than 50% of shrimp broodstock in Indonesia.
- Fully integrated tilapia operations from feed to farming and processing, with products exported to Europe and the United States.
- As a Total Solution Provider, we also provide technical assistance services and a R&D team to help customers increase farm productivity.
- Strong focus on R&D, through the establishment of a research station and partnerships with universities.
- FY2023 operating profit reduced y-o-y mainly due to lower aquafeed volumes as a result of a lower demand for shrimp.

PT Japfa Tbk: Vaksindo 4-year trend



Vaksindo continues to deliver steady growth and profitability

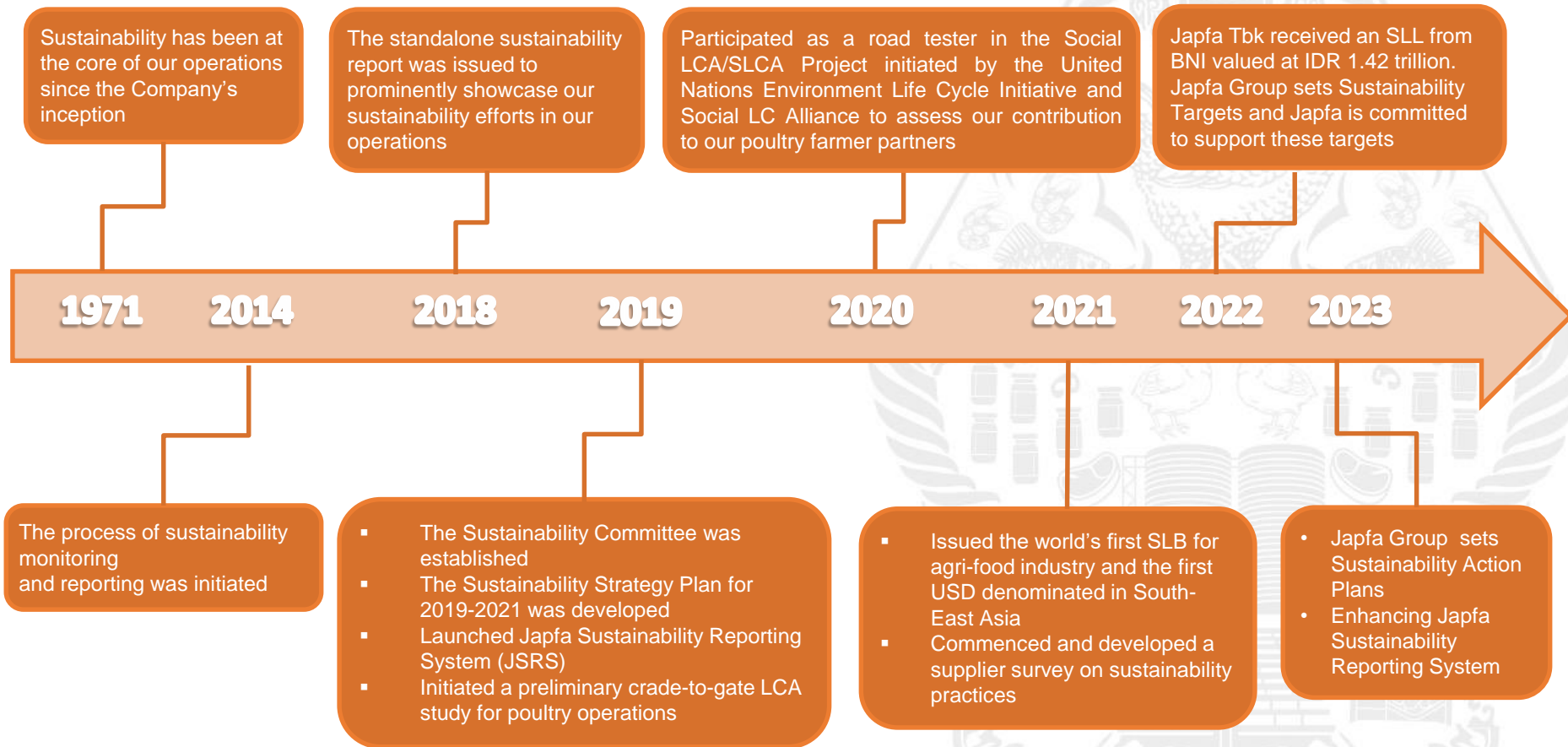
- Established in 1983, producing a range of livestock vaccines primarily for poultry.
- Japfa is the only poultry producer in Indonesia with its own in-house vaccine research and production facility provides a strategic defense against one of the key risks in livestock production.
- Vaksindo has the expertise to produce Avian Influenza H5N1 vaccines since 2004 and is now one of the leading producers providing vaccines of matching strains.
- Research based - constant disease monitoring leading to new discoveries and continuously updated vaccines. Vaksindo is Indonesia's leading animal health company that pioneered domestic research of endemic respiratory diseases in poultry.
- Leader in the Indonesian market and presently exporting to 14 countries.
- Vaksindo owns and operates two production plants in Bogor, Indonesia. Vaksindo has expanded overseas with a presence in India and more recently Vietnam.

Major Global External Factors

- Geopolitical tensions, especially the situation in Europe and, more recently, in the Middle East, may cause disruptions to global economies, supply chains and commodities prices. These may impact the cost of raw materials and consumer purchasing power. We continue to monitor the situation closely.
- The world is currently facing a cost-of-living pressures. Global inflationary pressures arising from interest rate hikes by central banks, high energy costs, supply chain bottlenecks and soaring production costs have put upward pressure on prices and ultimately affected consumer purchasing power.
- Although we are pleased with the recent improvement in profitability, we are conscious of the potential disruptions from the recent geopolitical tensions in the Middle East, which may have an impact on the general economic conditions.

These macroeconomic factors are largely outside our control. We will hold back on non-essential capex. As Japfa produces safe and affordable staple proteins, we remain confident in our long-term outlook; we have set a solid foundation for future growth, based on the prospects for protein consumption in emerging Asia.

Japfa Sustainability Journey



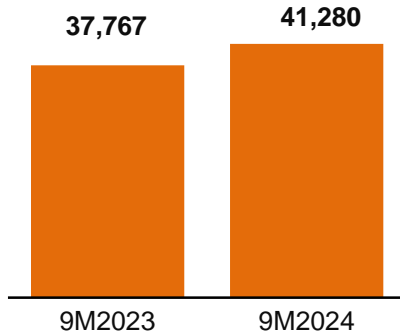
Our mission to be a leading dependable provider of affordable protein foods is aligned to **the United Nations Sustainable Development Goal (SDG) No.2: Zero Hunger**

Proven financial track record



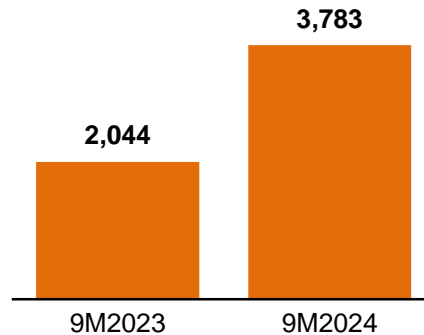
Net Revenues

(IDR Billion)



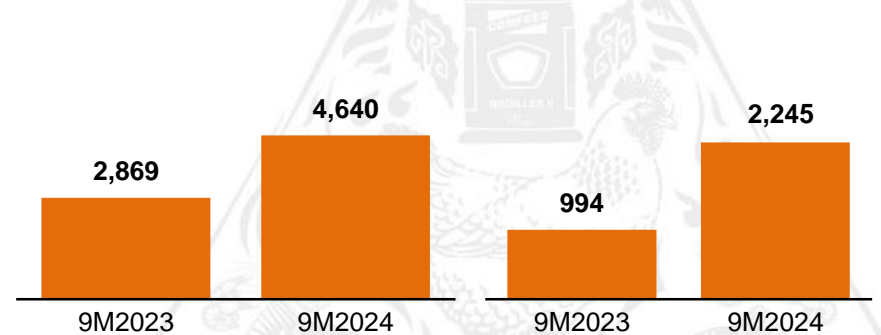
Operating Profit

(IDR Billion)



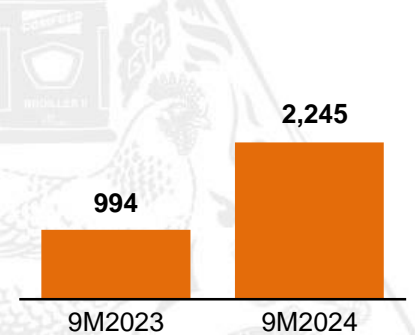
EBITDA

(IDR Billion)



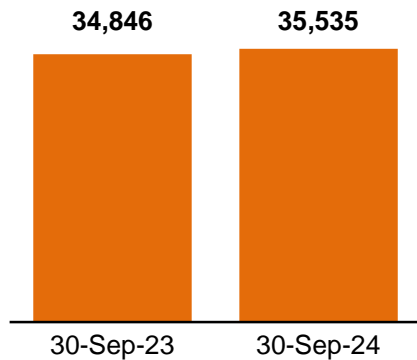
Net Profit

(IDR Billion)

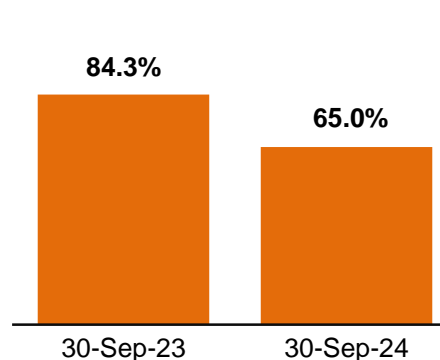


Total Assets

(IDR Billion)

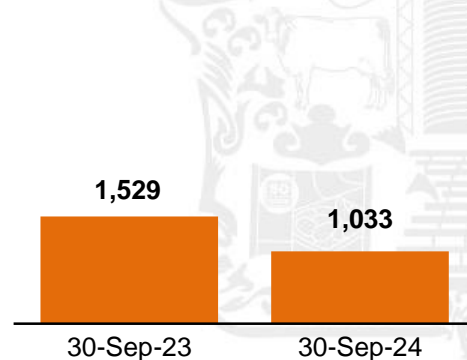


Net Debt / Equity (%)



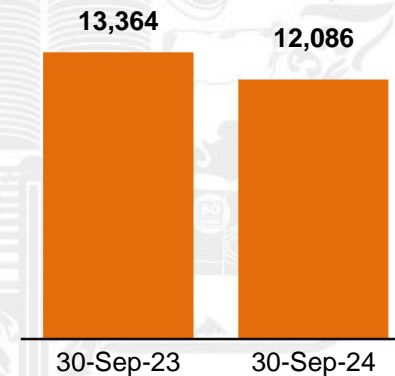
CAPEX

(IDR Billion)



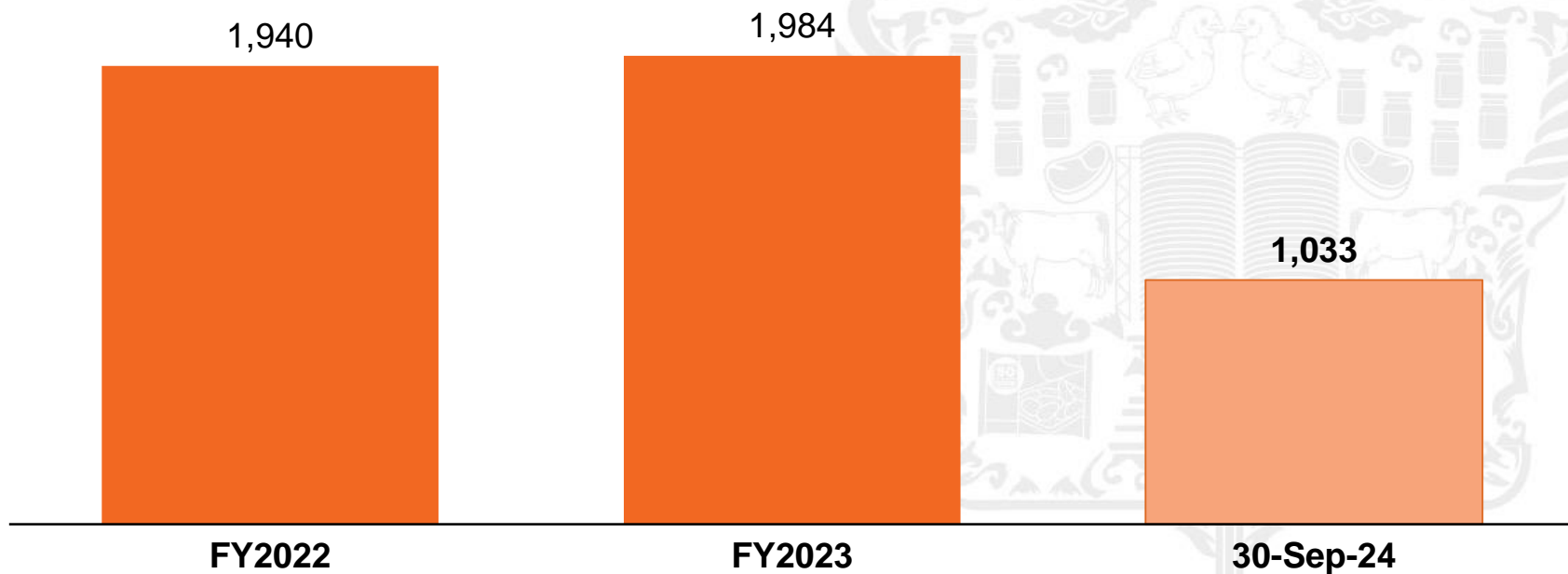
Total Interest Bearing Debt

(IDR Billion)



Capex

(IDR Billion)



Thank You



IMPORTANT NOTICE: This investor presentation is for information only and should not be relied upon to make any investment or divestment decision with respect to securities of the Japfa Group. Shareholders and potential investors are advised to seek independent advice in the making of any investment or divestment decision. Where this investor presentation includes opinions, judgements or forward-looking statements, these involve assumptions, risks and uncertainties that may or may not be realised. Any references to industry prices or price trends are Company estimates due to the absence of centralised public sources. Industry related data quoted has not been independently verified.

For further information, please refer to the Company's website www.japfa.com.